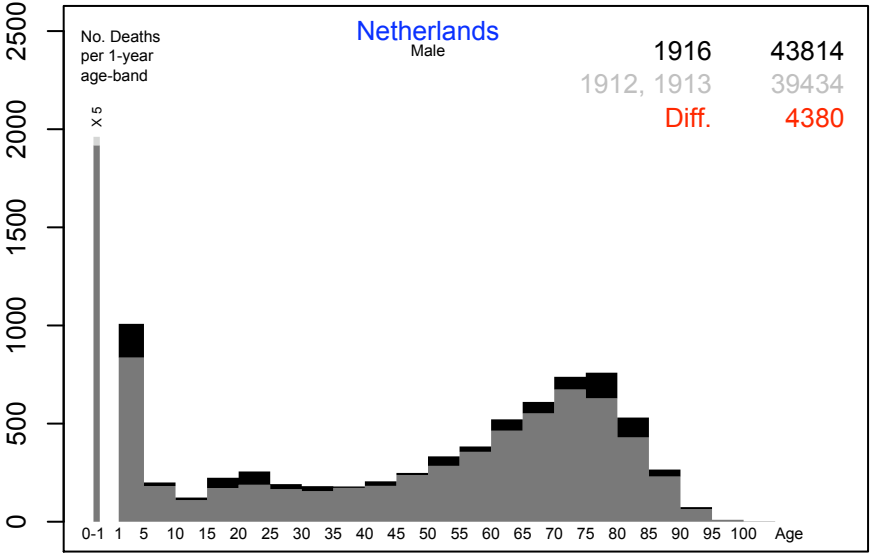
Netherlands
Male
No. Deaths
per 1-year
age-band
1916 43814
1912, 1913 39434
Diff. 4380
X 5
0 500 1000 1500 2000 2500
0-1 1 5 10 15 20 25 30 35 40 45 50 55 60 65 70 75 80 85 90 95 100 Age

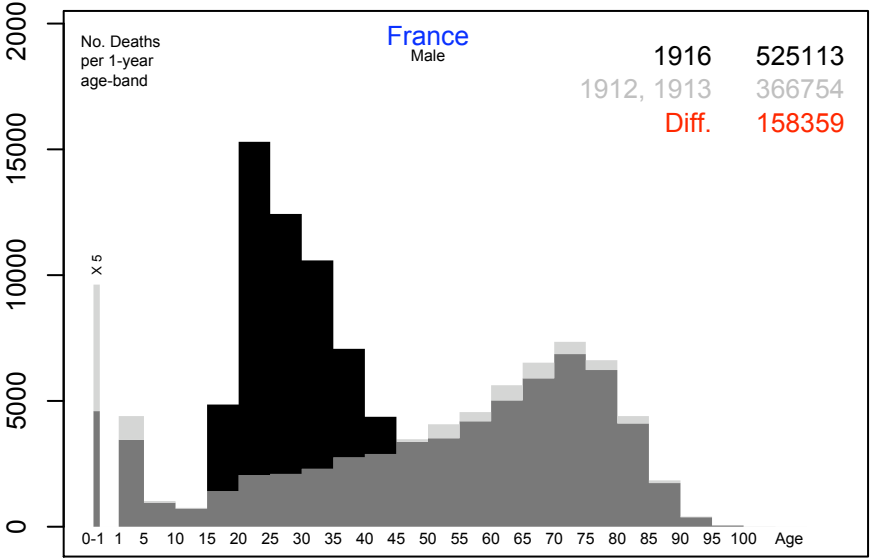
France
Male
No. Deaths
per 1-year
age-band
1916 525113
1912, 1913 366754
Diff. 158359
X 5
0 5000 10000 15000 20000
0-1 1 5 10 15 20 25 30 35 40 45 50 55 60 65 70 75 80 85 90 95 100 Age

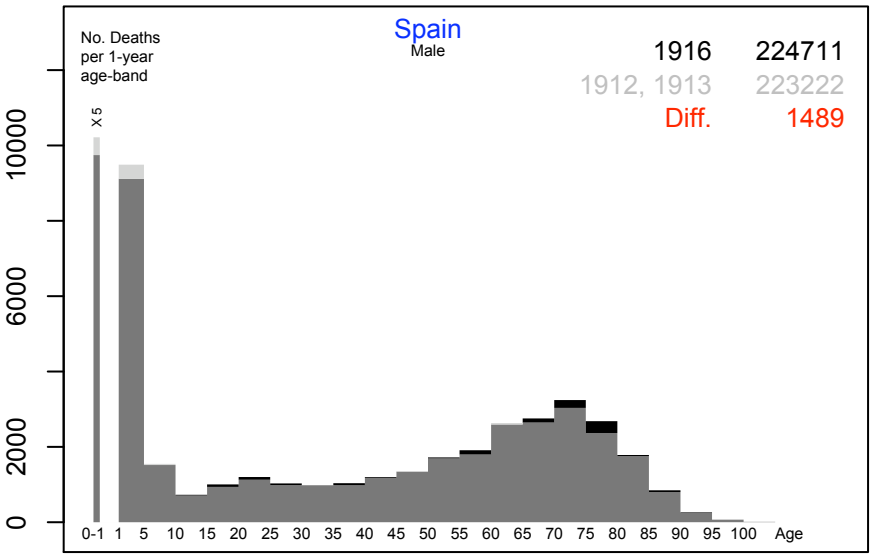
Spain
Male
No. Deaths
per 1-year
age-band
1916 224711
1912, 1913 223222
Diff. 1489
X 5
0 2000 6000 10000
0-1 1 5 10 15 20 25 30 35 40 45 50 55 60 65 70 75 80 85 90 95 100 Age

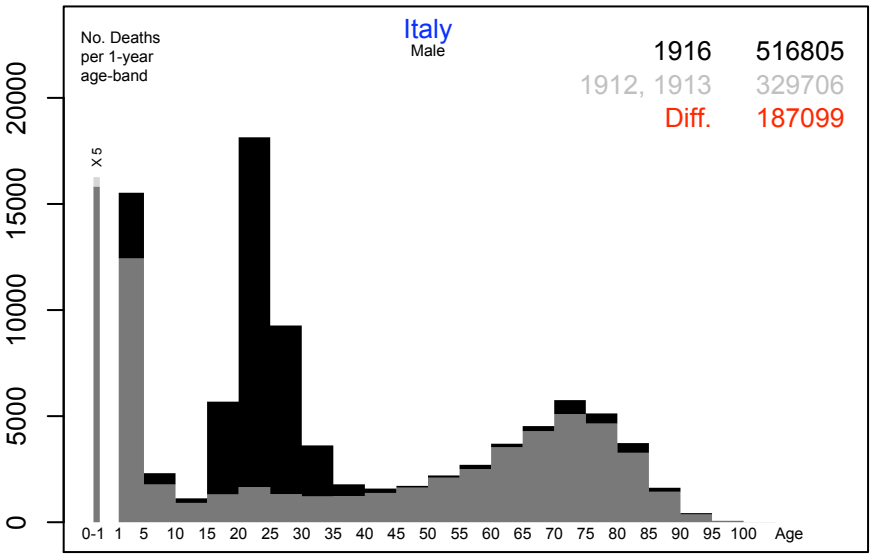
Italy
Male
No. Deaths
per 1-year
age-band
1916 516805
1912, 1913 329706
Diff. 187099
X 5
0 5000 10000 15000 20000
0-1 1 5 10 15 20 25 30 35 40 45 50 55 60 65 70 75 80 85 90 95 100 Age