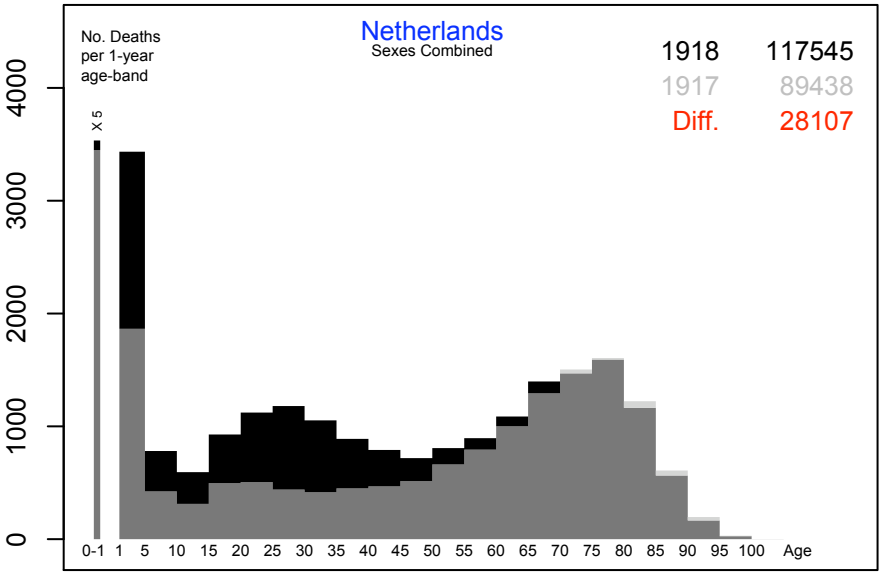
Netherlands
Sexes Combined
No. Deaths
per 1-year
age-band
1918 117545
1917 89438
Diff. 28107
X 5
0 1000 2000 3000 4000
0-1 1 5 10 15 20 25 30 35 40 45 50 55 60 65 70 75 80 85 90 95 100 Age

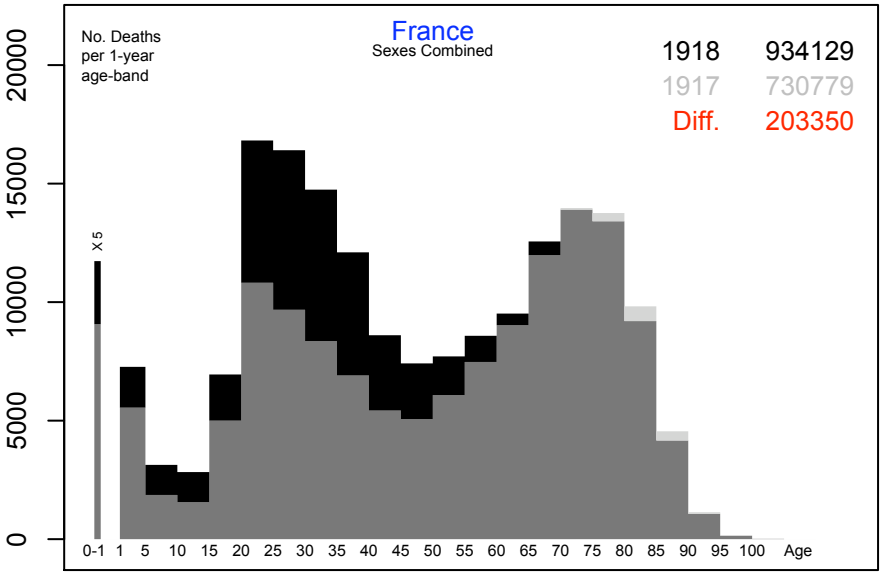
France
Sexes Combined
No. Deaths
per 1-year
age-band
1918 934129
1917 730779
Diff. 203350
X 5
0 5000 10000 15000 20000
0-1 1 5 10 15 20 25 30 35 40 45 50 55 60 65 70 75 80 85 90 95 100 Age

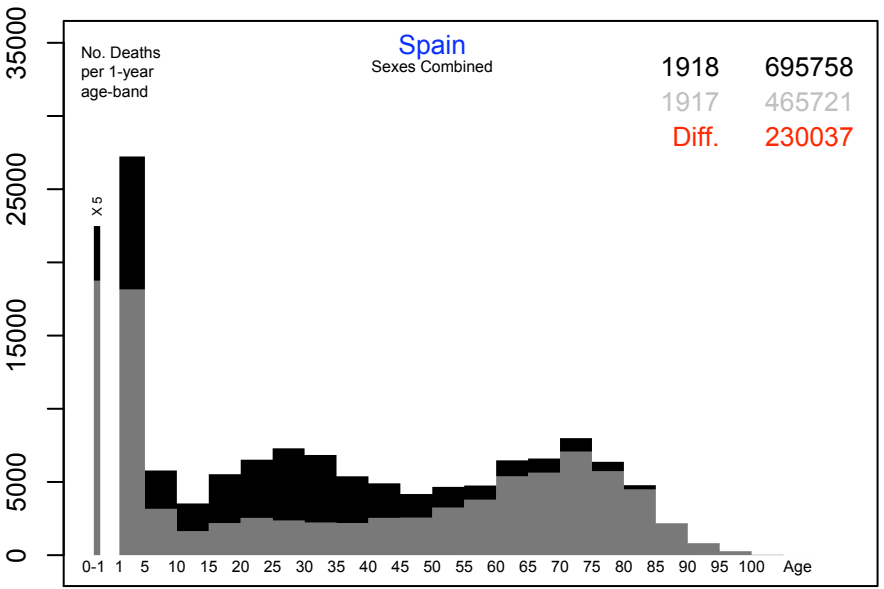
Spain
Sexes Combined
No. Deaths
per 1-year
age-band
1918 695758
1917 465721
Diff. 230037
X 5
0 5000 15000 25000 35000
0-1 1 5 10 15 20 25 30 35 40 45 50 55 60 65 70 75 80 85 90 95 100 Age

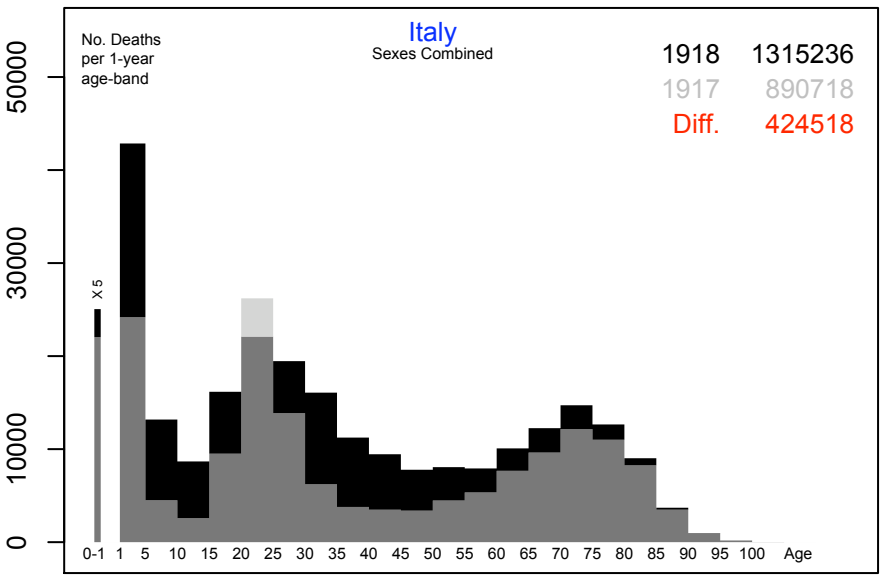
Italy
Sexes Combined
No. Deaths
per 1-year
age-band
1918 1315236
1917 890718
Diff. 424518
X 5
0 10000 30000 50000
0-1 1 5 10 15 20 25 30 35 40 45 50 55 60 65 70 75 80 85 90 95 100 Age